

The Cotswold School



**Your Guide to Success: Year 10
2017-2018**



Dear Year 10 Student and Parents

This is the start of an exciting and important new stage in your education.

Over the coming months you will be laying the foundation of your future career and life path. Success in the courses you are now studying will open doors to whatever you want to do in the future.

For some of you, success will mean top grades, A levels and University. For others, success will mean 5 or more GCSE passes at grade 5 or above – followed by vocational courses that develop the skills for work. Whatever your targets, success will only be achieved one way – hard work.

“Genius is 1% inspiration and 99% perspiration” (Thomas Edison)

Being successful at school is something everyone can achieve through ‘perspiration’, hard work;

- Actively take part in every lesson – thinking, questioning and discussing.
- See every piece of classwork or homework as an opportunity to learn and to show your very best.
- See your teachers and parents as supportive partners, helping you to succeed.
- Make your success a personal priority, not wasting time on things that matter less.

Dedication – day after day, throughout this year and next – is the only way you will achieve success.

Read the course information in this booklet carefully. Remove the pages for courses that you don’t follow, leaving just the ones you do. Put all the key dates for your subjects onto the planner at the back. Put the planner up on your wall at home and refer to it. Add on when you will start revising for exams. Add to it during the year and discuss it with your parents. Always plan ahead, spread work out and use your time wisely. Ask for help or advice as soon as you need it.

You are one of the most talented year groups The Cotswold School has ever seen and our expectations and ambitions for you are sky high. I know that together we can achieve them.

Yours sincerely

Mr W Morgan
Principal

ENGLISH LANGUAGE:	AQA www.aqa.org.uk
<u>Assessment:</u>	100% examination (end of Year 11)
<u>Exam Content</u>	Paper 1: Analysis of extract from 20 th or 21 st century prose and writing to describe or narrate. Paper 2: Comparison of 2 nonfiction extracts and writing to argue or explain a viewpoint.
<u>Spoken Language</u>	Separately Certificated
ENGLISH LITERATURE:	AQA www.aqa.org.uk
<u>Assessment:</u>	100% examination (end of Year 11)
<u>Exam Content</u>	Paper 1: <i>Macbeth</i> extract based task and 19 th century novel extract based task. Paper 2: Thematic essay task on <i>Blood Brothers</i> , comparison essay on 2 studied poems and an unseen poem.
Students follow a combined course which in all cases will lead to two GCSE Certificates in English Language and English Literature.	

Key Dates for 2017/18

DATE	INTERIM ASSESSMENT
September 2017	Descriptive writing and Unseen poetry
November 2017	Non-fiction reading and comparison of studied poems
December 2017	Language Paper 1 mock
Jan 2018	Fiction Reading and Modern text (Spoken Language)
March 2018	Nonfiction writing and Modern Text
April 2018	Literature Paper 1 mock
May 2018	Fiction and Nonfiction Reading and 19 th century novel
June 2018	Mocks

Top Tips for Success:

One thing that everyone can do to boost their grades:	Work hard and to the best of your ability. Take advice, listen to your teacher and think for yourself.
One thing you can always do if your homework is finished:	Read it through critically and carefully.
One thing parents can do to help their son/daughter to succeed in this subject:	Ensure individual deadlines are met and full attendance.
One thing you can do to challenge and extend yourself in this subject:	Read widely, both fiction and non-fiction and think about what you have read.
One book or resource that will help you to succeed:	Careful reading of your set texts and folder of notes.
One website that will prove most useful this year:	GCSE BITESIZE
One thing you should do	PRACTISE EXAM TECHNIQUE

MATHEMATICS:	Pearson EdExcel Mathematics A (9-1) www.qualifications.pearson.com
<u>Assessment:</u>	The course is linear with 3 GCSE examinations in Year 11 Each examination contributes 33.3% of the final grade: Paper 1 – Non-calculator Paper 2 – Calculator Paper 3 - Calculator
<u>Coursework / Controlled Assessment:</u>	None
<u>Key Dates for 2017/18:</u>	December 2017/March 2018 – Interim assessments with view to potential set movement June 2018 – Mock examinations
<u>Top Tips for Success:</u>	
One thing that everyone can do to boost their grade:	Use the online textbook (Active Learn) to work independently on weaker areas doing lots of questions
One thing you can always do if your homework is finished:	Do a ' Mymaths ' (see below) lesson/exercise/booster on the topic or read about the topic further in a textbook or on the internet
One thing that parents can do to help their son / daughter to succeed in this subject:	Practise skills (little and often approach). Help your child gain confidence by taking a keen interest in their mathematical learning and developing a positive attitude towards mathematics. Talk about real life maths and involve children in bills/shopping/mortgages etc.
One thing that you can do to challenge and extend yourself in this subject:	Try some work/exam questions from the grade descriptor <i>above</i> the grade you are working at or look on www.nrich.maths.org to provide enrichment
One book or resource that will help you to succeed:	My maths "Booster packs" (GCSE 4 and 5, 6 and 7, 8 and 9)
One website that will prove most useful this year:	www.mymaths.co.uk login: cotswoldschool Password: prime (all lower case)

SCIENCE:	AQA GCSE Trilogy Combined Science http://www.aqa.org.uk/subjects/science/gcse/combined-science-trilogy-8464
<u>Assessment:</u>	Six papers, two in Biology, two in Chemistry, two in Physics. Each 1 hour and 15 minutes. 70 marks. Foundation and higher tier available. Each paper is worth 16.7% of the overall double GCSE Students achieve a double GCSE with one grade (eg 5-5)
<u>Coursework / Controlled Assessment:</u>	There is no Controlled Assessment, however the students will complete required practical activities in lessons that they will be tested on in the exam.
<ul style="list-style-type: none"> • All units are taught separately through modules of the three sciences of Biology, Chemistry and Physics. Groups will have 3 teachers attached to them. • Each module is tested and a grade given which is used for target setting, ensuring students are in the correct teaching set. 	
<u>Key Dates for 2017/18:</u>	All external examinations will take place in May/June 2019
<u>Top Tips for Success:</u>	
One thing that everyone can do to boost their grade:	Purchase a revision guide. Students will be made aware when these are available.
One thing you can always do if your homework is finished:	Produce a set of revision notes based on the material covered in lessons. These can then be condensed into module summaries as the exams approach.
One thing that parents can do to help their son / daughter to succeed in this subject:	Using the textbook and/or revision guide quiz your son/daughter on the work they have covered recently.
One thing that you can do to challenge and extend yourself in this subject:	Consider both sides of a recent specific issue raised in the media and discuss it with them e.g. test-tube babies/designer babies, 'should drugs be legalised?' Watch (and make a science diary) of TV programmes on recent scientific and technological developments.
One book or resource that will help you to succeed:	Collins AQA Trilogy Science (provided by school)


SEPARATE SCIENCES:	AQA GCSE Trilogy Separate Science http://www.aqa.org.uk/subjects/science/gcse
<u>Assessment:</u>	Six papers, two in Biology, two in Chemistry, two in Physics. Each 1 hour and 45 minutes. 100 marks. Foundation and higher tier available. Each paper is worth 50% of each GCSE Students achieve 3 different GCSEs with possibly different grades in each.
<u>Coursework / Controlled Assessment:</u>	There is no Controlled Assessment, however the students will complete required practical activities in lessons that they will be tested on in the exam.
<ul style="list-style-type: none"> • Each group will have a Biology teacher, a Chemistry teacher and a Physics teacher. • Each module is tested and a GCSE grade given which is used for target setting, ensuring students are on track for their target grade. • 	
<u>Key Dates for 2017/18</u>	- 2 exams for each science (6 in total) in May/June 2019
<u>Top Tips for Success:</u>	
One thing that everyone can do to boost their grade:	Purchase revision guides. Students will be made aware when these are available.
One thing you can always do if your homework is finished:	Produce a set of revision notes based on the material covered in lessons. These can then be condensed into module summaries as the exams approach.
One thing that parents can do to help their son / daughter to succeed in this subject:	Using the textbook and/or revision guide quiz your son/daughter on the work they have covered recently.
One thing that you can do to challenge and extend yourself in this subject:	Consider both sides of a recent specific issue raised in the media and discuss it with them e.g. test-tube babies/designer babies, 'should drugs be legalised?' Watch (and make a science diary) of TV programmes on recent scientific and technological developments.
One book or resource that will help you to succeed:	GCSE AQA textbooks – Chemistry/Biology/Physics (provided by the school)


GCSE FRENCH / GERMAN/ SPANISH	Edexcel www.edexcel.org.uk
<u>Assessment:</u>	Speaking, Writing, Listening and reading 25% each - end of Year 11 exam.
Top Tips for Success:	
One thing that everyone can do to boost their grade:	Do all homework on time and copy up any missed work. Bring all books to lessons. Keep your exercise books and folder neat and tidy to make revision easier
One thing you can always do if your homework is finished:	Go back through notes and revise vocabulary/verb tenses or use vocabulary or quizlet to extend/practise vocabulary
One thing that parents can do to help their son / daughter to succeed in this subject:	Encourage them to spend sufficient time on homework using grammar folder and other resources wisely instead of rushing written work. Test vocabulary (even if you can't speak the language!) Check Showmyhomework for resources.
One thing that you can do to challenge and extend yourself in this subject:	Use the various website links under the Modern Foreign Language section on the School Intranet site to practise at home.
One book or resource that will help you to succeed:	Grammar book/handy hints coursework & oral booklet
Websites that will prove most useful this year:	www.linguascope.com (All) www.languagesonline.org.uk (All) www.asisehace.net (Spanish) www.yjc.org.uk (German)


GCSE ITALIAN	Edexcel www.edexcel.org.uk
<u>Assessment:</u>	Listening and reading 20% each - end of Year 11 exam. Speaking 30% - two Controlled Assessments over the two years have to be submitted. Writing 30% - two Controlled Assessments over the two years have to be submitted.
<u>Coursework / Controlled Assessment:</u>	Two written pieces prepared and written up in class. Two oral tasks prepared and written up in class.
<u>Top Tips for Success:</u>	
One thing that everyone can do to boost their grade:	Do all homework on time and copy up any missed work. Bring all books to lessons. Keep your grammar/exercise books neat and tidy to make revision easier
One thing you can always do if your homework is finished:	Go back through notes and revise vocabulary/verb tenses or use vocabulary or vocabexpress to extend/practise vocabulary
One thing that parents can do to help their son / daughter to succeed in this subject:	Encourage them to spend sufficient time on homework using grammar book and other resources wisely instead of rushing written work. Test vocabulary (even if you can't speak the language!) Check Showmyhomework for resources.
One thing that you can do to challenge and extend yourself in this subject:	Use the various website links under the Modern Foreign Language section on the School Intranet site to practise at home
One book or resource that will help you to succeed:	Grammar book/handy hints coursework & oral booklet
Websites that will prove most useful this year:	www.linguascope.com www.languagesonline.org.uk

ART AND DESIGN:	AQA (Fine Art) www.aqa.org.uk
<u>Assessment:</u>	Externally set task over 10 hours 40% Portfolio 60%
<u>Coursework / Controlled Assessment:</u>	2 ½ projects completed over 5 terms of Year 10/11
<u>Key Dates for 2017/18:</u> <u>And beyond</u>	September 27th 2017 Art Trip to Oxford January 2018: Completion of 'Structures' project February – April 2018 – "Objects" Mini still life project April – December 2018 – 'Own Choice' Project January 2019 – Start of Year 11 'Externally Set Assignment'
<u>Top Tips for Success:</u>	
One thing that everyone can do to boost their grade:	Evaluate completed work and improve upon it. Respond to feedback and add/refine work in the light of advice. Get to know the Assessment objectives! Ensure that there is plenty of high quality drawing in your project as drawing is an essential exam board requirement. Annotate, annotate, annotate...explain your ideas, how you feel about your chosen artists and reflect upon your own work. It doesn't have to be essays, small but regular chunks of writing are fine.
One thing you can always do if your homework is finished:	Look at Art books or on the Internet, developing your interest in particular artists or types of art. Extend your research, studies or experimentation. Do more in your sketchbook! Watch some 'how to do' films on Youtube for ideas on new skills and techniques. Use Pinterest and Stumbleupon.
One thing that parents can do to help their son / daughter to succeed in this subject:	Encourage your child to do at least 2 hours a week at home and help them to be organised and bring their sketchbook/work for every lesson. It is also helpful if your child has a designated space and time to work at home. Encourage them to do something little and often especially if they are struggling with confidence at home. It is better to be doing anything, however small, than nothing, to help them through the pain barrier! Ensure that your son/daughter has a good collection of Art materials to use at home – places like 'The Range' in Cheltenham have very reasonably priced materials and canvases.
One thing that you can do to challenge and extend yourself in this subject:	Aim to develop the variety, quality and quantity of Art work you produce. Try something new and don't be afraid to take risks!
One book or resource that will help you to succeed:	A good sketch book!
One website that will prove most useful this year:	Look at any of the galleries online – like the National Gallery, Tate Britain or Tate Modern. Others such as the Saatchi, National Portrait Gallery, Web Gallery of art, Artchive, Youtube 'Art techniques', Pinterest and Stumbleupon. A pupil password for art2day.com will be provided.

GCSE Business:	Edexcel https://qualifications.pearson.com/en/home.html
Assessment:	Theme 1: 50% - Investigating Small Business Theme 2: 50% - Building a Business
Key Dates for 2017/18:	June 2018 - Year 10 Exams Additional assessments to take place each half term
Top Tips for Success:	
One thing that everyone can do to boost their grade:	Practise exam questions and ask for mark schemes to improve exam technique
One thing you can always do if your homework is finished:	Extend your business knowledge and understanding by watching the news or business programmes such as Dragons Den
One thing that parents can do to help their son/daughter to succeed in this subject:	Test them on the different topic areas prior to half termly assessments
One thing that you can do to challenge and extend yourself in this subject:	Use BBC Bitesize and www.Tutor2u.net to support classwork and stretch to A Level
One book or resource that will help you to succeed:	Edexcel GCSE Business (9-1) Revision Guide
One website that will prove most useful this year:	http://www.bbc.co.uk/schools/gcsebitesize/

 <p>FOOD PREPARATION AND NUTRITION</p>	<p>EDUQAS www.eduqas.co.uk</p>
<p><u>Assessment:</u></p>	<p>1 exam paper 50% Non examination Assessment (2 Set Practical Tasks) 50%</p>
<p><u>Coursework / Controlled Assessment:</u></p>	<p>Non Examination Assessment – Set Practical Tasks Task 1 – 15% Completed in the Autumn Term in Year 11 (Food Investigation) Task 2 – 35% Completed in the Winter Term in Year 11 (Food Preparation)</p> <p>Students will be required to submit a small supportive portfolio to accompany practical tasks</p>
<p><u>Key Dates for 2017/18:</u></p>	<p>Deadlines for individual topics will be set by the subject teacher throughout the course</p>
<p><u>Top Tips for Success:</u></p>	
<p>One thing that everyone can do to boost their grade:</p>	<p>100% attendance and hard work</p>
<p>One thing you can always do if your homework is finished:</p>	<p>Throughout Year 10 homework tasks will reinforce the theory and practical tasks completed in lessons</p>
<p>One thing that parents can do to help their son / daughter to succeed in this subject:</p>	<p>Encourage them to bring ingredients to maximise making opportunities. Practical work has to be done in school.</p>
<p>One thing that you can do to challenge and extend yourself in this subject:</p>	<p>Try to experiment with new food ingredients and skills</p>
<p>One book or resource that will help you to succeed:</p>	<p>CGP GCSE Food Preparation and Nutrition EDUQAS ISBN 9781782946526</p>
<p>One website that will prove most useful this year:</p>	<p>www.nutrition.org.uk</p>

 DESIGN AND TECHNOLOGY: MATERIALS TECHNOLOGY	AQA 8552 www.aqa.org.uk
<u>Assessment:</u>	1 exam paper – sat in Year 11- 50% Non examinations assessment – 50%
<u>Coursework</u> : NEA	Project to be completed before February Half-Term of Year 11
<u>Key Dates for 2017/18:</u>	Deadlines for individual topics will be set by the subject teacher throughout the course.
<u>Top Tips for Success:</u>	
One thing that everyone can do to boost their grade:	Make sure coursework is completed to the highest possible standard
One thing you can always do if your homework is finished:	Revise class notes in preparation for tests and examination.
One thing that parents can do to help their son / daughter to succeed in this subject:	Encourage them to complete homework on time and to the best possible standard.
One thing that you can do to challenge and extend yourself in this subject:	Look at everyday products and find out how they are made and what materials are used. Further revision of notes.
One book or resource that will help you to succeed:	AQA GCSE (9-1) Design and Technology :Timberg Metal-Based materials and Polymers (Hodder)
One website that will prove most useful this year:	www.technologystudent.com

 DESIGN AND TECHNOLOGY: TEXTILES TECHNOLOGY	AQA 8552 www.aqa.org.uk
<u>Assessment:</u>	1 exam paper 50% Non examination Assessment (Coursework) 50%
<u>Coursework :</u>	Project to be completed before Christmas of Year 11
<u>Key Dates for 2017/18:</u>	Deadline for individual topics will be set by the subject teacher throughout the course.
<u>Top Tips for Success:</u>	
One thing that everyone can do to boost their grade:	Use lunchtimes for extra help with practical work.
One thing you can always do if your homework is finished:	Revise work already covered.
One thing that parents can do to help their son / daughter to succeed in this subject:	Collecting/buying resources for practical work.
One thing that you can do to challenge and extend yourself in this subject:	Go to galleries and exhibitions e.g. Bath Costume Museum and the 'V & A' in London.
One book or resource that will help you to succeed:	AQA GCSE (9- 1) Design and Technology: Textile based materials (Hodder)
One website that will prove most useful this year:	This will depend upon your chosen coursework area – see a member of Staff for suggestions

DRAMA :	EDUQAS www.eduqas.co.uk
<u>Assessment:</u>	Unit 1 – Devised Performance and Coursework – 40% Unit 2 – Scripted Performance – 20% Unit 3 – Written Examination – 40%
<u>Coursework / Controlled Assessment:</u>	2 practical assessments – 1 devised, 1 scripted. Working in groups in response to given stimuli/script to create a performance. Usually 5 weeks preparation time. Coursework Assessment written in Year 11
<u>Key Dates for 2017/18:</u>	Trips essential for written and practical preparation: 21 st September – The Wipers Times – Oxford Playhouse 1 st November – ‘War Horse’ – Bristol Hippodrome
<u>Top Tips for Success:</u>	
One thing that everyone can do to boost their grade:	Continuous preparation for the written element , keeping a clear record of all practical work and evaluations of mock performances
One thing you can always do if your homework is finished:	Write extra reflections for your practical journal. Watch examples of live theatre online. Once Unit 3 preparation begins, complete extra exam practice questions.
One thing that parents can do to help their son / daughter to succeed in this subject:	Ask about practical work to support student’s own note-making and preparation for the written exam. Take your son/daughter to the theatre and talk about it at home
One thing that you can do to challenge and extend yourself in this subject:	Work with new people whenever possible and try new techniques and skills during practical work – push yourself and have confidence in your own abilities!
One book or resource that will help you to succeed:	Lunchtime homework catch up- Friday lunchtime in PA3. Optional textbook purchase WJEC/EDUQAS GCSE Drama, Gary Nicholas
One website that will prove most useful this year:	www.bbc.co.uk/bitesize/drama (some EDUQAS specific tasks, but also useful for improving subject knowledge)

GEOGRAPHY:	AQA GCSE Geography (Course code: 8035) www.aqa.org.uk
<u>Assessment:</u>	<ol style="list-style-type: none"> 1. Living with the physical environment – One 90 minute exam that makes up 35% of the final grade. 2. Challenges in the human environment – One 90 minute exam that makes up 35% of the final grade 3. Geographical applications exam – One 60 minute exam that makes up 30% of your final grade. There is a booklet of materials that students will need to scrutinise within this exam. This is released 12 weeks before the exam. <p>All three exams will be sat at the end of Year 11.</p>
<u>Coursework / Controlled Assessment:</u>	It is a requirement of the course that ALL students participate in 2 days of fieldwork. The skills that we use during the fieldwork days will be examined as a part of the 'Geographical applications' exam..
<u>Key Dates for 2017/18</u>	<p>September 2017 – Fieldwork (Coasts) November 2017 – Mock Exam January 2018 – 2nd Mock Exam February 2018 – Urban Fieldwork (Bristol) March 2018 – 3rd Mock Exam Final Exams – Paper 1 – 22nd May 2018 Paper 2 – 5th June 2018 Paper 3 – 22nd June 2018</p> <p><u>(Please make sure students are in ALL lessons between this point and their leavers' day)</u></p>
<u>Top Tips for Success:</u>	
One thing that everyone can do to boost their grade:	<p>Keep classwork/homework up to date so that you have a complete set of notes Use the AQA examination board site to get past papers/mark schemes to practise examination technique. Start creating revision notes/mind maps as we are working through modules. Make sure you practise and refine your evaluation skills!</p>
One thing you can always do if your homework is finished:	<p>Make sure you watch the news and keep up to date with current developments Condense your notes and create case study fact files to revise from. Complete past paper questions and read examiners' reports on the AQA web site.</p>
One thing that parents can do to help their son / daughter to succeed in this subject:	<p>Increase their global awareness – discuss issues in the news and talk to them about Geography Watch the news together, discussing Geographical issues. Support in organising notes and completion of homework tasks. Check files and notes. Make sure students are going on to Show My Homework and completing homework tasks. Look at the marking feedback within their child's folder</p>
One thing that you can do to challenge and extend yourself in this subject:	<p>Extend Case studies by doing extra research. Find out about other aspects of the case studies we look at. See a member of the Geography Department if a particular area of the subject interests you. Sign up to our Geography Department TWITTER page.</p>
One book or resource that will help you to succeed:	Your school file/notes.

Websites that will prove most useful this year:	www.aqa.org.uk – GCSE Geography (From 2016) www.rgs.org.uk www.ga.org.uk www.BBC.co.uk
---	---

CHILD DEVELOPMENT:	Cambridge National Level ½
<u>Assessment:</u>	1 exam paper 1 hour 15 minutes (50%) 2 pieces of coursework (50%)
<u>Coursework / Controlled Assessment:</u>	Unit R019: Understand the equipment and nutritional needs of children from birth to five years
<u>Key Dates for 2017/18:</u>	June 2018 - Examination
<u>Top Tips for Success:</u>	
One thing that everyone can do to boost their grade:	Practise examination questions.
One thing you can always do if your homework is finished:	Research for coursework topics
One thing that parents can do to help their son / daughter to succeed in this subject:	Research for coursework topics and get work experience
One thing that you can do to challenge and extend yourself in this subject:	Work experience in a children's sector e.g. nursery
One book or resource that will help you to succeed:	Cambridge National in Child Development by Miranda Walker

HISTORY:	AQA GCSE History website
<u>Assessment:</u>	Two exam papers.: <ul style="list-style-type: none"> - Paper 1 50% End of Year 11 - Paper 2 50% End of Year 11
<u>Coursework / Controlled Assessment:</u>	No coursework/ controlled assessment
<u>Key Dates for 2017/18:</u>	End of year exams in June 2018
<u>Top Tips for Success:</u>	
One thing that everyone can do to boost their grade:	Attend support sessions on Monday lunchtime if required. Complete all assessment questions set in class – these are based on exam questions. Try to improve your practice assessment questions by re-writing them / adding a few sentences in response to your teacher's feedback. Read your textbook regularly and start revising for your exams early – make sure you are organised. Always ask your teacher for advice when confused!
One thing you can always do if your homework is finished:	Ask your teacher for advice about relevant and interesting books / resources to supplement your learning. Do some additional research on the internet.
One thing that parents can do to help their son / daughter to succeed in this subject:	Read and check over their written work to help them with the clarity of their explanation. Check ShowMyHomework regularly and that homework is completed on time. Encourage revision and early exam preparation.
One thing that you can do to challenge and extend yourself in this subject:	Think carefully about your conclusions and really explain to the examiner WHY you have come to that opinion. Learn relevant facts – a lot of marks are awarded for excellent factual knowledge and examples to back up your points. Try to think about the question you are answering and ensure that you understand the broader historical context. Extend your knowledge by researching an area of particular interest to you: sport/ art/ music/ architecture. Visit relevant museums/ historical houses etc.
One book or resource that will help you to succeed:	If possible, try to obtain copies of the textbooks that we will be using. You should be able to buy them as used copies from Amazon.
One website that will prove most useful this year:	BBC Bitesize

LEVEL 1 AND LEVEL 2 CAMBRIDGE NATIONAL CERTIFICATE IN INFORMATION TECHNOLOGIES.	OCR http://www.ocr.org.uk/qualifications/vocational-education-and-skills/cambridge-nationals-information-technologies-level-1-2-j808/
Examination Assessment	RO12: Understanding tools, techniques, methods and processes for technological solutions Written paper (20%) 1 hour 45 minutes 80 Marks
Practical Assignment Assessment	R013: Developing technological solutions
Key Dates for 2017-2018	September 2017 – May 2018 RO12 Theory May 2018 onwards Practical Assignment

Top tips for success

One thing that everyone can do to boost their grade	Practise your practical ICT skills at every opportunity; particularly your word processing, DTP, spreadsheet and presentation skills.
One thing you can always do if your homework is finished	Create mind map, flashcards or podcasts of the theory covered.
One thing that parents can do to help their son/daughter succeed in ICT	Test you using the notes or flashcards you have created.
One thing you can do to challenge and extend yourself in ICT	Visit the technology section on news websites and download podcasts such as 'The Joy of Tech' and 'Click' from BBC.
Book or resources that will help you to succeed	www.teachict.co.uk Guides on using spreadsheets, databases and project management.
One website that will prove most useful this year	www.ictworkout.co.uk Username: thecotswold Password: equal55

GCSE COMPUTER SCIENCE	OCR http://www.ocr.org.uk/qualifications/gcse-computer-science-j276-from-2016/
Assessment	Computer systems. (J276/01) Written paper (40%) Computational thinking, algorithms and programming. (J276/02) Written paper (40%) Programming project (J276 03/04) Non-Exam Assessment (NEA) (20%)
Non-exam Assessment (NEA)	Programming task (20 hours) Programming project: <ul style="list-style-type: none"> • Programming techniques • Analysis • Design • Development • Testing and evaluation and conclusions
Key Dates for 2017-2018	September – July 1 and 2 Theory and development of programming skills

Top tips for success

One thing that everyone can do to boost their grade	Make a list of common programming constructs and common coding errors to refer to when completing the non-exam assessment.
One thing you can always do if your homework is finished	Read a chapter from the textbook and make notes on it (or create a mind map, flashcards, podcast, or video)
One thing that parents can do to help their son/daughter succeed in ICT	Test yourself using the notes or flashcards you have created. They could also set you questions from the textbook and mark them with you.
One thing you can do to challenge and extend yourself in ICT	Visit the technology section on news websites and download podcasts such as 'The Joy of Tech' and 'Click' from BBC.
One book or resource that will help you to succeed	GCSE Computer Science OCR Revision Guide for the Grade 9-1 course by CGP
One website that will prove most useful this year	www.ictworkout.co.uk Username: thecotswold Password: equal55

MUSIC:	Eduqas C660QS www.eduqas.co.uk
Assessment:	Examination 40% - Listening and extended writing – 75 minute exam taken in the final term. Pupils will listen and answer questions on 8 pieces of music during the exam, from the areas of study below. Two extracts and sets of questions are from each area of study. <ol style="list-style-type: none"> 1. Musical forms and Devices 2. Music for Ensemble 3. Film Music 4. Popular music Two set works are covered in detail (as detailed above). Pupils will be prepared for the 6 'unknown' extracts by studying stylistic features of the above styles and how to listen to and analyse new pieces.
Controlled assessment:	<ul style="list-style-type: none"> • Performing 30% - a minimum of two pieces – at least one piece must be an ensemble – pupils must perform between 4 and 6 minutes in total. • Composing 30% - two pieces – one free composition in any style. One composition to a brief set by the exam board in the September of year 11. Compositions must total 3 – 6 minutes
Key Dates for 2017/2018:	Performances: Recordings to be made throughout the course. Final recordings to be made in year 11 by February half term. Composition 1: Completed by Easter holidays of year 10 Composition 2: Completed by Easter holidays of year 11
Top Tips for Success:	
One thing that everyone can do to boost their grade:	Maintain regular instrumental practice in preparation for coursework performances and get involved in extra-curricular groups. Listen to a wide range of western classical, modern and film music.
One thing you can always do if your homework is finished:	Listen to albums from the 'Listening list on Show my Homework'. Begin the recordings in different places and try to give two piece of information about each element of music based on what you can hear in a 30 second clip. Melody – Articulation - Dynamics Tonality – Structure - Harmony Instrumentation – Rhythm - Texture
One thing that parents can do to help their son/daughter to succeed in this subject:	Discuss music of lots of different styles with your child. Ask them to describe any features of the music they can hear focusing on giving direct answers about the elements of music (as listed above). Encourage them to practise and improvise on their instrument.
One thing that you can do to challenge and extend yourself in this subject:	Join an ensemble – such as Choir, Orchestra, Back in Black Play a solo in a tea time concert or main school concert Give specific answers when listening. Always reference the element you are discussing and when the feature is heard within the structure of the piece, or if an element changes and where these changes occur.
One book or resources that will help you to succeed:	WJEC/Eduqas GCSE Music by Jan Richards: Illuminate publishing
One website that will prove most useful this year:	www.bbc.co.uk/schools/gcsebitesize/music

SPORTS SCIENCE PHYSICAL EDUCATION :	AQA Physical Education (8582)
<u>Assessment:</u>	<p><u>THEORETICAL COMPONENT:</u> 70% of final grade two written papers of 1hr 15mins and coursework component</p> <p><u>PRACTICAL COMPONENT:</u> 30% of the final grade – 3 practical activities.</p> <p>Paper 1: The human body and movement in physical activity and sport</p> <p>What's assessed?</p> <ul style="list-style-type: none"> • Applied anatomy and physiology • Movement analysis • Physical training • Use of data <p>How it's assessed? Written exam: 1 hour 15 minutes 78 marks 30% of GCSE</p> <p>Questions Answer all questions. A mixture of multiple choice/objective test questions, short answer questions and extended answer questions.</p> <p>Paper 2: Socio-cultural influences and well-being in physical activity and sport.</p> <p>What's assessed</p> <ul style="list-style-type: none"> • Sports psychology • Socio-cultural influences • Health, fitness and well-being • Use of data <p>How it's assessed Written exam: 1 hour 15 minutes 78 marks 30% of GCSE</p> <p>Questions Answer all questions. A mixture of multiple choice/objective test questions, short answer questions and extended answer questions.</p>
<u>Coursework / Controlled Assessment:</u>	<p>What's assessed</p> <ul style="list-style-type: none"> • Practical performance in three different physical activities in the role of player/performer (one in a team activity, one in an individual activity and a third in either a team or in an individual activity). • Assessed by teachers • Moderated by AQA • 75 marks • 30% of GCSE <p>What's assessed:</p>

	<ul style="list-style-type: none"> • Analysis and Evaluation to bring about improvement in physical activity • Written coursework component • 10% of GCSE <p>Questions For each of their three activities, students will be assessed in skills in progressive drills (10 marks per activity) and in the full context (15 marks per activity). Students will be assessed on their analysis (15 marks) and evaluation (10 marks) of performance to bring about improvement in one activity.</p>
<u>Key Dates for 2017/18:</u>	Mock Exam – School Calendar Summer Term 2017 Mock Practical Moderation
<u>Top Tips for Success:</u>	
One thing that everyone can do to boost their grade:	Make full use of the varied resources available to you. Ensure you are participating regularly in your chosen sport.
One thing you can always do if your homework is finished:	Use your revision guide to revise the section you are studying. Read newspaper articles/watch T.V. Reports of Sport in the UK and around the world.
One thing that parents can do to help their son / daughter to succeed in this subject:	Encourage students to continue participation in their chosen sports, both inside and outside of school.
One thing you can do to challenge and extend yourself in this subject:	Attend extra-curricular clubs and local sports clubs in each of your 3 chosen activities
One book or resource that will help you to succeed:	These will be provided by the school
Websites that will prove most useful this year	http://www.aqa.org.uk/subjects/physical-education/gcse/physical-education-8582/specification-at-a-glance

Team Activity List:

Association Football, Badminton, Basketball, Camogie, Cricket, Dance, Gaelic Football, Handball, Hockey (Must be field hockey), Hurling, Lacrosse, Netball, Rowing (Cannot be assessed with sculling, canoeing or kayaking), Rugby League, Rugby Union and Volleyball.

Individual Activity List:

Amateur Boxing, Athletics, Badminton, Canoeing/kayaking (slalom). Cannot be assessed with canoeing/kayaking sprint, rowing or sculling, Canoeing/kayaking (sprint), Cycling Track or road cycling only (Cannot be assessed in track cycling and in road cycling), Dance (Can only be used for one activity), Diving (Platform diving only), Golf, Gymnastics (artistic) Floor routines and apparatus only), Equestrian, Rock climbing (Can be indoor or outdoor climbing), Sculling Cannot be assessed with rowing, canoeing or kayaking, Skiing or Snowboarding (not both, Outdoor/indoor on snow) Squash, Swimming, Table tennis, Tennis, Trampolining.

LEVEL 1/2 TECHNICAL AWARD: SPORT	AQA www.aqa.org.uk
<u>What's Assessed</u>	Unit 1: Practical player performance <ul style="list-style-type: none"> • Practical performance • Skills, knowledge and understanding within two chosen sports Unit 2: Coaching and officiating or organising <ul style="list-style-type: none"> • Practical performance as a coach • Officiating or organising an event/activity Unit 3: The sport industry <ul style="list-style-type: none"> • Health, physical fitness and safety • Contemporary issues in sport • Local and national organisations of sport • Careers in physical activity and sport
<u>Coursework / Controlled Assessment:</u>	Units 1 & 2 are internally assessed through:- <ul style="list-style-type: none"> • Log books • Session plans • Evaluations • Images/video evidence
<u>Key Dates for 2017/18:</u> How is exam assessed	End of Year exam Summer Year 1 End of Year re-take exam Summer Year 2 <ul style="list-style-type: none"> • Externally assessed • Written exam: 1 hour 30 minutes • 48 Guided Learning Hours approx • 80 marks • 40% of Technical Award Questions A mixture of multiple choice, short answer and extended questions
<u>Top Tips for Success:</u>	
One thing that everyone can do to boost their grade:	Make sure you turn up for all lessons. Copy up any missed work. Bring all books to lessons.
One thing you can always do if your homework is finished:	Go back through notes and revise vocabulary/verb tenses.
One thing that parents can do to help their son / daughter to succeed in this subject:	Ensure pupils go through notes after every session to support their theoretic understanding. Also ensure pupils bring kit to every practical session.

Sports Directory		
American football	Lacrosse	Canoeing or kayaking*
Association football	Netball	Climbing
Badminton (singles or doubles)*	Racquetball or Squash*	Road cycling*
Baseball or Softball*	Rounders	Horse riding
Basketball	Rugby (league or union)	Orienteering
Boccia	Table tennis (singles or doubles)*	Rowing or Sculling*
Bowls	Taekwondo	Sailing
Boxing	Ten pin bowling	Skiing or Snowboarding*
Cricket	Tennis (singles or doubles)*	Surfing or Windsurfing*
Fencing	Volleyball	Competitive swimming
Gaelic football	Waterpolo	Track cycling
Golf	Taekwondo	Artistic rollerskating
Handball	Ten pin bowling	Cheerleading
Hockey (field or ice)*	Tennis (singles or doubles)*	Dance* (folk/country/historical/ice/modern educational/social/street/theatrical/ballroom)
Hurling or Camogie*	Athletics	Diving
Judo	Synchronised swimming	Figure skating
Jujitsu		Gymnastics* (artistic/compositional/rhythmic/trampolining)
Karate		Skateboarding

PHILOSOPHY BELIEF AND ETHICS:	Religious Studies Eduqas Route A
<u>Assessment:</u>	<p>3 exams – all examined at the end of Year 11</p> <p>Component 1 Religious, Philosophical and Ethical Studies in the Modern World 50% of GCSE 2 hour paper</p> <p>Component 2 Study of Christianity 25% of GCSE 1 hour paper</p> <p>Component 3 Study of World Faith – Islam (option 3) 25% of GCSE 1 hour paper</p>
<u>Coursework / Controlled Assessment:</u>	None
<u>Key Dates for 2017/2018:</u>	Internal Summer exams held in June 2018 Ongoing assessment in class
<u>Top Tips for Success:</u>	
One thing that everyone can do to boost their grade:	Start revision early! Look over notes taken in lessons and learn key religious terms and quotes as you are going along, so that by the time the exam arrives they are already in your memory.
One thing you can always do if your homework is finished:	Revision. Use resources on ShowMyHomework, the revision guides we give you and notes in your exercise book. Practise answering past paper questions and hand them in for feedback. Ensure that all of your notes are up to date.
One thing that parents can do to help their son / daughter to succeed in this subject:	Check that your son/daughter is completing past paper questions on a regular basis – these can be found in their revision books Encourage your son/daughter to watch the news so that they are able to make links between current ethical issues and topics covered in RS lessons.
One thing that you can do to challenge and extend yourself in this subject:	In all sections; if you are confident with the topics that have been covered in lessons then ask your teachers for extension material so that you can really extend your understanding and produce high level answers. Look out for current news articles that link to the topics covered in lessons.
One book or resource that will help you to succeed:	The revision guide we provide. If you would like the set textbook it is WJES EDUQAS GCSE 9 – 1, RS Route A by Owens Pawson, White and Ridley but all information needed is in our revision guides
One website that will prove most useful this year:	<p>Use resources on ShowMyHomework to help you with homework and revision.</p> <p>GCSE <i>Bitesize</i> also contains some useful information.</p>

GCSE: RUSSIAN	Edexcel www.edexcel.org.uk
<u>Assessment:</u>	Listening, reading and writing – end of course exam. Oral exam - Easter Year 11
<u>Coursework</u> / <u>Controlled Assessment:</u>	None –however oral will be prepared in class.
<u>Key Dates for 2017/18:</u>	Oral exam after Easter Year 11
<u>Top Tips for Success:</u>	
One thing that everyone can do to boost their grade:	Make sure you turn up for all lessons. Copy up any missed work. Bring all books to lessons.
One thing you can always do if your homework is finished:	Go back through notes and revise vocabulary/verb tenses.
One thing that parents can do to help their son / daughter to succeed in this subject:	Encourage them to spend sufficient time on homework using grammar book and other resources wisely instead of rushing written work. Test vocabulary (even if you can't speak the language!).
One thing that you can do to challenge and extend yourself in this subject:	Use the various website links under the Modern Foreign Language section on the School Intranet site to practise at home
One book or resource that will help you to succeed:	Grammar book/handy hints coursework & oral booklet
One website that will prove most useful this year:	Use the various websites on the Modern Foreign Language web page to practise at home

Academic Year Planner 2017-18

2017-18	S	S	M	T	W	T	F	S	S	M	T	W	T	F	S	S	M	T	W	T	F	S	S	M	T	W	T	F	S	S	M	T	W	T	F	S
September							1	2	3	4	5	6	7	8	9	10	11	12	13	14	15	16	17	18	19	20	21	22	23	24	25	26	27	28	29	30
October		1	2	3	4	5	6	7	8	9	10	11	12	13	14	15	16	17	18	19	20	21	22	23	24	25	26	27	28	29	30	31				
November					1	2	3	4	5	6	7	8	9	10	11	12	13	14	15	16	17	18	19	20	21	22	23	24	25	26	27	28	29	30		
December		31					1	2	3	4	5	6	7	8	9	10	11	12	13	14	15	16	17	18	19	20	21	22	23	24	25	26	27	28	29	30
January			1	2	3	4	5	6	7	8	9	10	11	12	13	14	15	16	17	18	19	20	21	22	23	24	25	26	27	28	29	30	31			
February						1	2	3	4	5	6	7	8	9	10	11	12	13	14	15	16	17	18	19	20	21	22	23	24	25	26	27	28			
March						1	2	3	4	5	6	7	8	9	10	11	12	13	14	15	16	17	18	19	20	21	22	23	24	25	26	27	28	29	30	31
April		1	2	3	4	5	6	7	8	9	10	11	12	13	14	15	16	17	18	19	20	21	22	23	24	25	26	27	28	29	30					
May				1	2	3	4	5	6	7	8	9	10	11	12	13	14	15	16	17	18	19	20	21	22	23	24	25	26	27	28	29	30	31		
June							1	2	3	4	5	6	7	8	9	10	11	12	13	14	15	16	17	18	19	20	21	22	23	24	25	26	27	28	29	30
July		1	2	3	4	5	6	7	8	9	10	11	12	13	14	15	16	17	18	19	20	21	22	23	24	25	26	27	28	29	30	31				